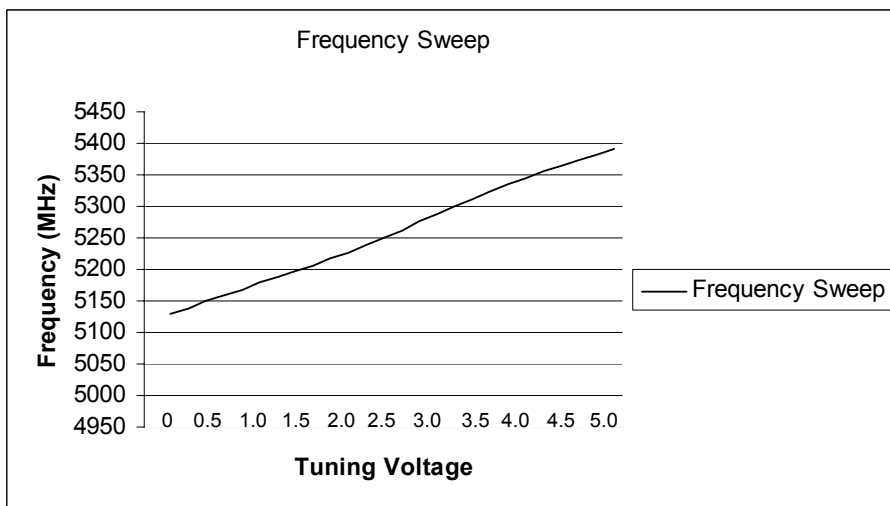
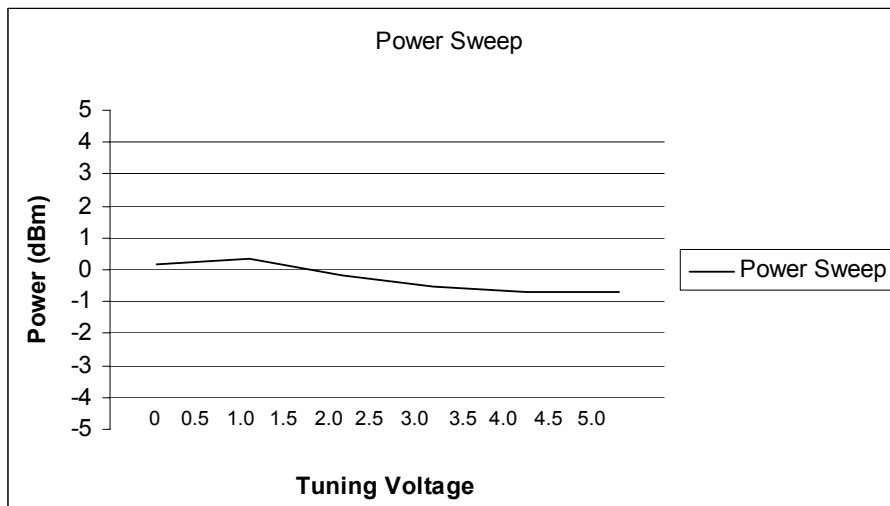


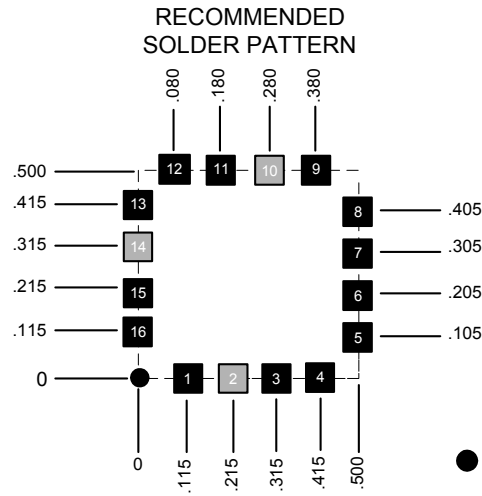
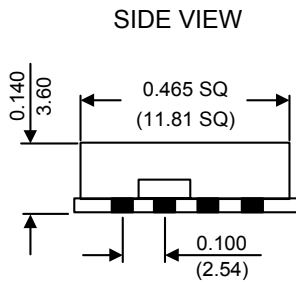
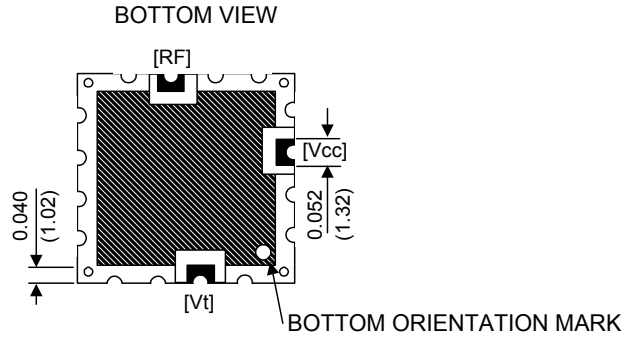
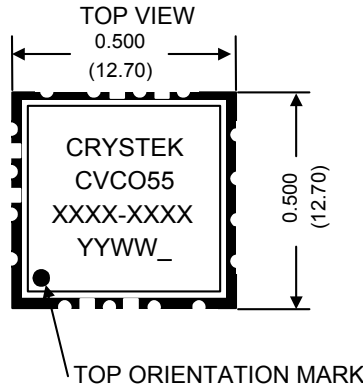
AVAILABLE PERFORMANCE SPECIFICATION	MIN	TYP	MAX	UNITS
Lower Frequency:			5256	MHz
Upper Frequency:	5356			MHz
Tuning Voltage:	1		4	VDC
Supply Voltage:	4.75	5.0	5.25	VDC
Output Power:	-2	0	+2	dBm
Supply Current:		25	30	mA
Harmonic Suppression (2nd Harmonic):		-10		dBc
Pushing:			5	MHz/V
Pulling, all Phases:			4	MHz
Tuning Sensitivity:		56		MHz/V
Phase Noise @ 10kHz offset:		-86		dBc/Hz
Load Impedance:		50		$\Omega$
Input Capacitance:			10	pF
Operating Temperature Range:	-40		+85	$^{\circ}\text{C}$

Tuning Curve, Typical



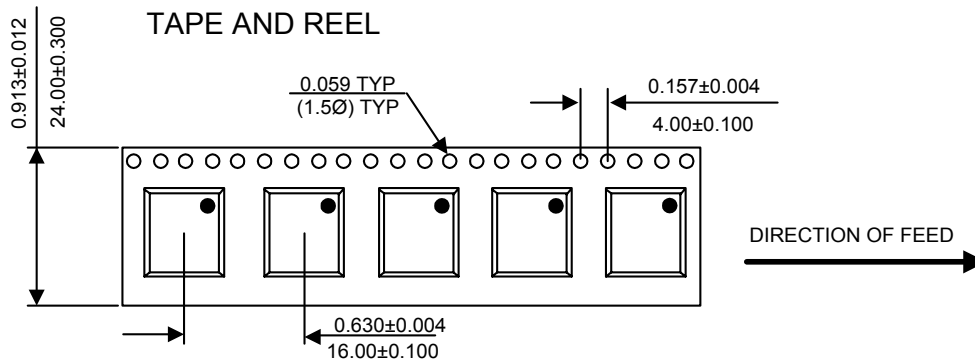
Power Curve, Typ





Pad	Connection
2	Vt
10	RF-OUTPUT
14	Vcc
Others	GROUND

- Unless otherwise specified, Dimensions are in: IN (mm)
- Recommended Solder Pattern dimension are in: Inches



Drawing not to scale

Product Control:			
Crystek Part Number:	CVCO55BH-5256-5356	Release Date:	25-Mar-04
Revision Level:	A	Responsible:	C. Vales